


Built for success, positioned for growth



Stephens 2014 Fall Investment Conference

November 11, 2014

Forward-Looking Statements



This presentation contains forward-looking statements that involve risks, uncertainties and assumptions that could cause our results to differ materially from those expressed or implied by such forward-looking statements. All statements, other than statements of historical fact, are "forward-looking statements" within the meaning of the Private Securities Litigation Reform Act of 1995, including, without limitation, any statements regarding our strategy; any statements regarding future utilization; any projections of financial items; future operations expenditures; any statements regarding the plans, strategies and objectives of management for future operations; any statement concerning developments; any statements regarding future economic conditions or performance; any statements of expectation or belief; and any statements of assumptions underlying any of the foregoing. The forward-looking statements are subject to a number of known and unknown risks, uncertainties and other factors including but not limited to the performance of contracts by suppliers, customers and partners; actions by governmental and regulatory authorities; operating hazards and delays; our ultimate ability to realize current backlog; employee management issues; complexities of global political and economic developments; geologic risks; volatility of oil and gas prices and other risks described from time to time in our reports filed with the Securities and Exchange Commission ("SEC"), including the Company's most recently filed Annual Report on Form 10-K and in the Company's other filings with the SEC, which are available free of charge on the SEC's website at www.sec.gov. We assume no obligation and do not intend to update these forward-looking statements except as required by the securities laws.

Social Media

From time to time we provide information about Helix on Twitter ([@Helix_ESG](https://twitter.com/Helix_ESG)) and LinkedIn (www.linkedin.com/company/helix-energy-solutions-group).

Who We Are



Helix is a specialty deepwater service provider to the offshore energy industry, focused on expanding our subsea infrastructure services in Well Intervention and Robotics.

Deepwater Subsea Services



Well Intervention:

Entering a wellbore to initiate, enhance, restore or decommission production as part of the well's natural life cycle.

Robotics:

Providing remotely operated vehicles (ROVs) to perform deepwater service tasks beyond the reach of dive crews.

Why focus on these disciplines?

- Strong current demand with projected sustained growth
- Significant barriers to entry
 - Capital-intensive at the top end of the market, for both vessels and skilled crews
 - Mastery of full range of services necessary to add value
 - Strong track record critical to earning customer trust



Intervention Riser System

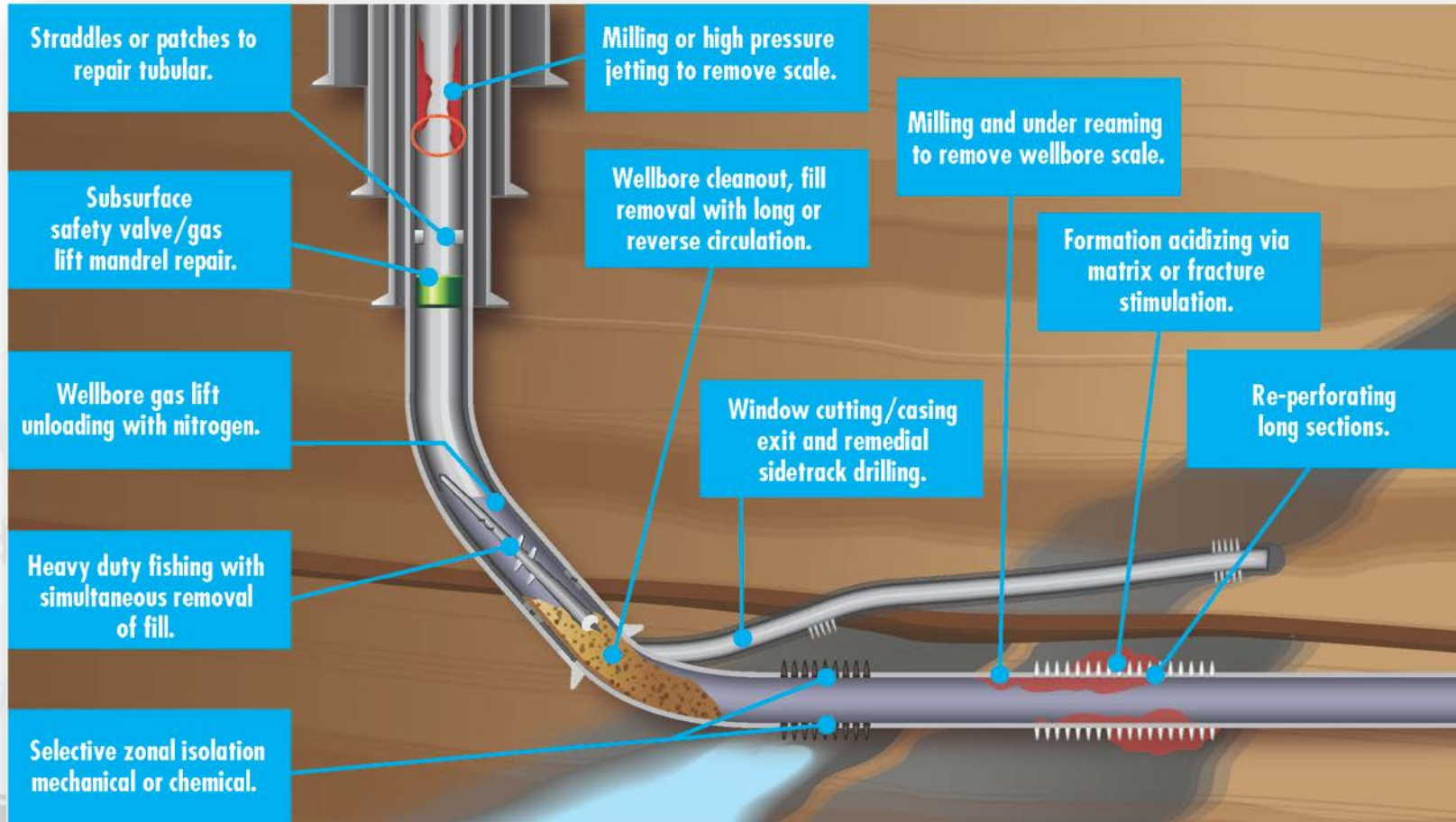


T1200 Jet Trencher preparing for deployment

Well Intervention



Well Intervention Overview

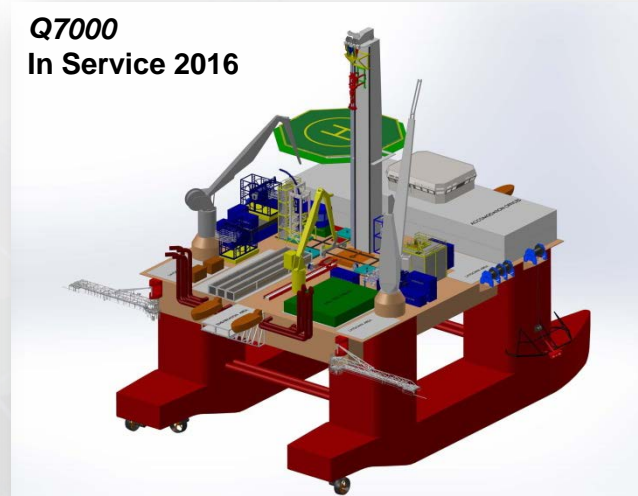


Well Intervention Current Asset Base



Built for success, positioned for growth

Future Well Intervention Growth

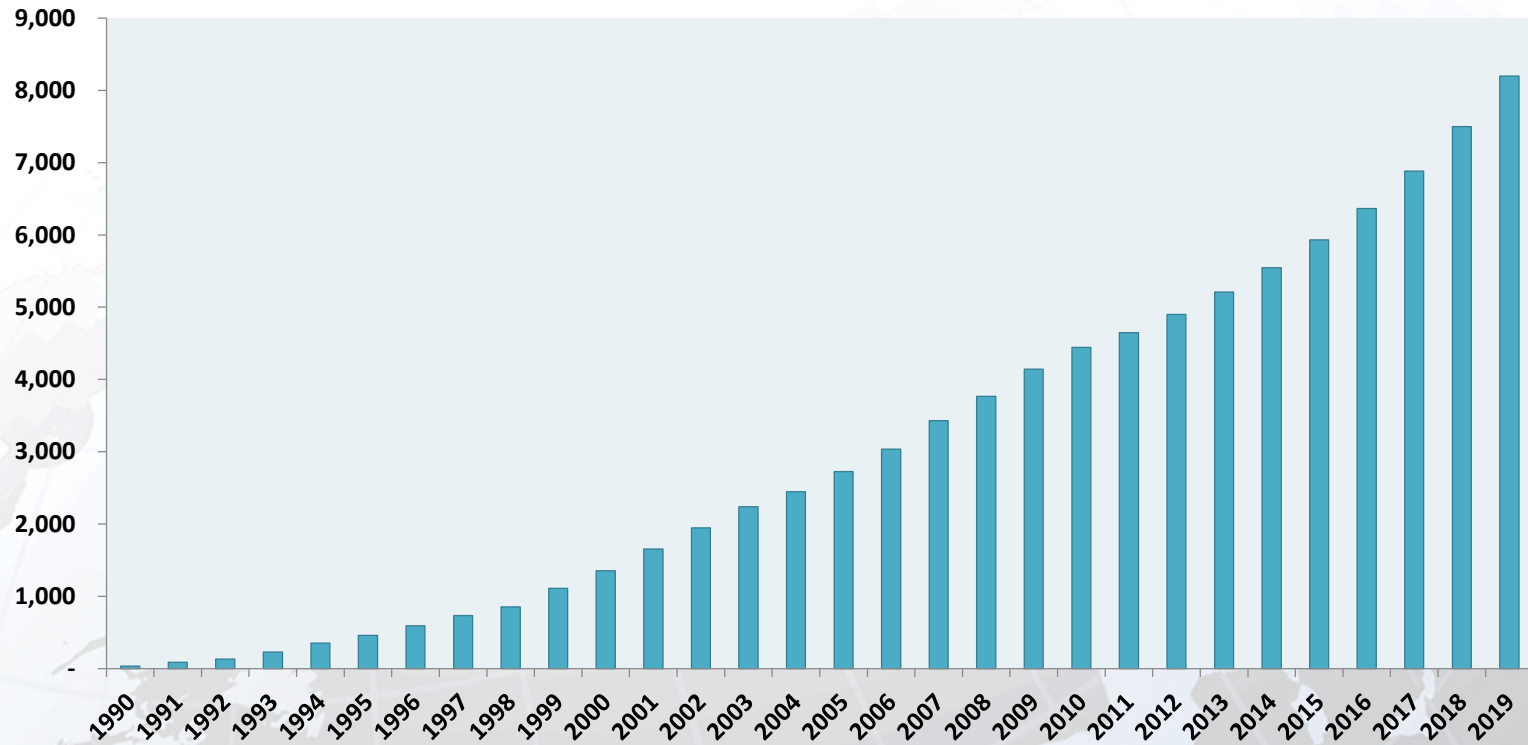


Built for success, positioned for growth

Global Subsea Well Inventory Growth



Total Cumulative Subsea Wells Installed Worldwide since 1990



Source: Quest Offshore Resources, Energy Database


Built for success, positioned for growth

HLX Well Intervention Model vs Offshore Drillers




- Helix model is NOT the drilling rig model
 - Producers moving to dedicated intervention assets
 - Intervention assets are specifically specialized for intervention and more efficient than drilling rigs
 - Intervention assets have a lower capital cost than drilling rigs
 - Intervention assets have a lower “all-in” operating cost than drilling rigs
 - Intervention assets are priced at a discount to rigs with comparable ROCE
 - Intervention rates and drill rig rates are not comparable
 - Quoted intervention rates are inclusive of intervention stack, riser, ROVs and personnel – not included in quoted rig rates
- Intervention projects are shorter duration than drilling projects; dedicated set-up for intervention is a huge efficiency gain
- All Helix assets contracted for the majority of 2014, and beyond for the GOM assets
 - Q5000 five years plus options beginning 2015
 - Two vessels for Brazil for 4 years plus options beginning 2016
 - Q4000 multi year contracts
- Helix has established rates for all well intervention contracted backlog

Robotics



Robotics Overview

- Helix provides ROVs and crews to perform subsea tasks, including:
 - Umbilical and flowline trenching services
 - Geotechnical coring
 - Comprehensive workclass ROV services
 - Dynamically positioned ROV support vessels
 - Tooling and intervention services
 - Technical manpower and project management services
- As operations move into deeper waters, more powerful, specialized ROVs will be required to perform subsea tasks




Workclass ROV – UHD 86

Robotics Assets



56 Work-class ROVs:

- The backbone of the fleet, capable of performing a broad array of subsea construction and well intervention tasks



5 Trenchers:

- The key to pipeline installation in heavily-trafficked waters
- New *T1500* jet trencher entered fleet in Q2 2014



2 ROVDrills:

- Provide seabed composition intelligence for subsea construction and subsea mining operations

Chartered Vessel Fleet



Olympic Canyon



Deep Cygnus



Grand Canyon



Rem Installer

Built for success, positioned for growth

Chartered Vessel Fleet


- Currently five vessels under long-term charter
- Two additional vessels scheduled to enter fleet in 2015
 - *Grand Canyon II*
 - *Grand Canyon III*
- The above vessels are a combination of fleet enhancement / replacement
- Spot vessels are continually added & subtracted to the chartered vessel fleet as market demand requires



Future Robotics Growth



- Newbuild chartered vessels optimized for renewable energy markets, as well as oil & gas markets
- Additional work-class ROVs for current and emerging markets
- Trenchers for burial operations worldwide
- ROVDrill seabed coring units for energy and mining industries



What Sets Helix Apart in Robotics



- Helix charters its ROV support vessels, ensuring a modern fleet that can expand and contract based on regional requirements
- A fleet of advanced vehicles, including several units custom-built to our specifications
- The industry leader in subsea trenching and coring capabilities
- Provide trenching, cable burial and ROV support for offshore wind farm development
 - Current focus on export lines (field to shore)
 - Future opportunities in-field (inter-array cable installation)
- ROVs serve many industries outside the offshore oil and gas sector



Oil and Gas



Renewable Energy



Subsea Mining



Specialty Services



Production Facilities

Production Facilities



Independence Hub Semi (20%)

- Location: Mississippi Canyon (GOM)
- Partner: Enterprise Products
- Operator: Anadarko

Marco Polo TLP (50%)

- Location: Green Canyon (GOM)
- Partner: Enterprise Products
- Operator: Anadarko

Helix Producer I FPU

- Location: Phoenix Field (GOM)
- Expect to remain on field through 2019
- A component of the well containment system, along with the Q4000

Production Facilities contributed ~\$65 million in EBITDA in 2013.



Helix Producer I preparing to re-enter service following Macondo well containment response



2014 Outlook

2014 Outlook



(\$ in millions)

	2014 Outlook	2013 Actual
Revenues (on-going operations)	\$ 1,110	\$ 805
EBITDA	≥ 390	300
CAPEX	~ 385	343
<i>Earnings Per Share</i> ^(A)	\$1.85 – \$1.95	\$1.04
Revenue Split:		
Well Intervention	\$ 670	\$ 452
Robotics	410	333
Production Facilities	95	88
Elims	(65)	(68)
On-going Operations	\$ 1,110	\$ 805
Oil and Gas	-	49
Subsea Construction	-	71
Total Revenues	\$ 1,110	\$ 925

(A) Earnings per share estimates based on a corporate tax rate ranging from 25% - 30%.

2014 Outlook



- Total backlog as of September 30, 2014 was approximately \$2.4 billion, of which approximately \$2.3 billion is associated with our Well Intervention and Robotics businesses
- Utilization expected to remain strong for the well intervention fleet
 - Q4000 has full backlog through 2015; current clients have first right of refusal to extend commitments into 2017
 - *Helix 534* is expecting strong utilization in Q4 of 2014, with visibility into 2017
 - Q5000 backlog currently a minimum of 270 days annually in first 5 years of operations
 - *Siem Helix 1 & 2* chartered vessels under contract in Brazil for an initial period of four years, commencing mid-2016
 - *Seawell* re-fit dry dock expected to commence in December 2014 with return to service in early Q2 of 2015
 - *Skandi Constructor* scheduled for ~30 day dry dock in November 2014.
 - Well Enhancer committed to the North Sea until December, when it will transit to Spain for diving operations with potential intervention work. The vessel is expected to return to the North Sea in February 2015, where it has full backlog through November 2015.

2014 Outlook



- *Rem Installer* currently transiting to the Gulf of Mexico to provide a presence for a dedicated ROV support vessel for ROV services in the region
- *Deep Cygnus* completing jet trenching scopes with *T1500* in the North Sea, then expected to transit to the GOM at the end of Q4 2014 to perform trenching on ROV services projects
- *Grand Canyon*, *T1200* and *i-Trencher* to complete a cable burial project in the North Sea, then expected to transit to the Middle East to commence a cable burial project offshore Qatar mid Q4 2014 through Q2 2015
- *Grand Canyon II* and *III* vessels expected to enter Robotics long-term chartered fleet in Q1 and Q2 of 2015, respectively

Looking Forward



- Gulf of Mexico well intervention fleet activity is expected to remain strong in 2015 and beyond
 - Both vessels, *Q4000* and *H534*, have regulatory dry docks in 2015, which provide headwinds in 2015
- North Sea based well intervention activity may be softer during the winter months
- *Seawell* refurbishment project is expected to near 90+ days in early 2015
- *Q5000* expected to enter fleet in Q3 of 2015
- Robotics expected to follow record 2014 with another strong year

2014 Outlook - Capex



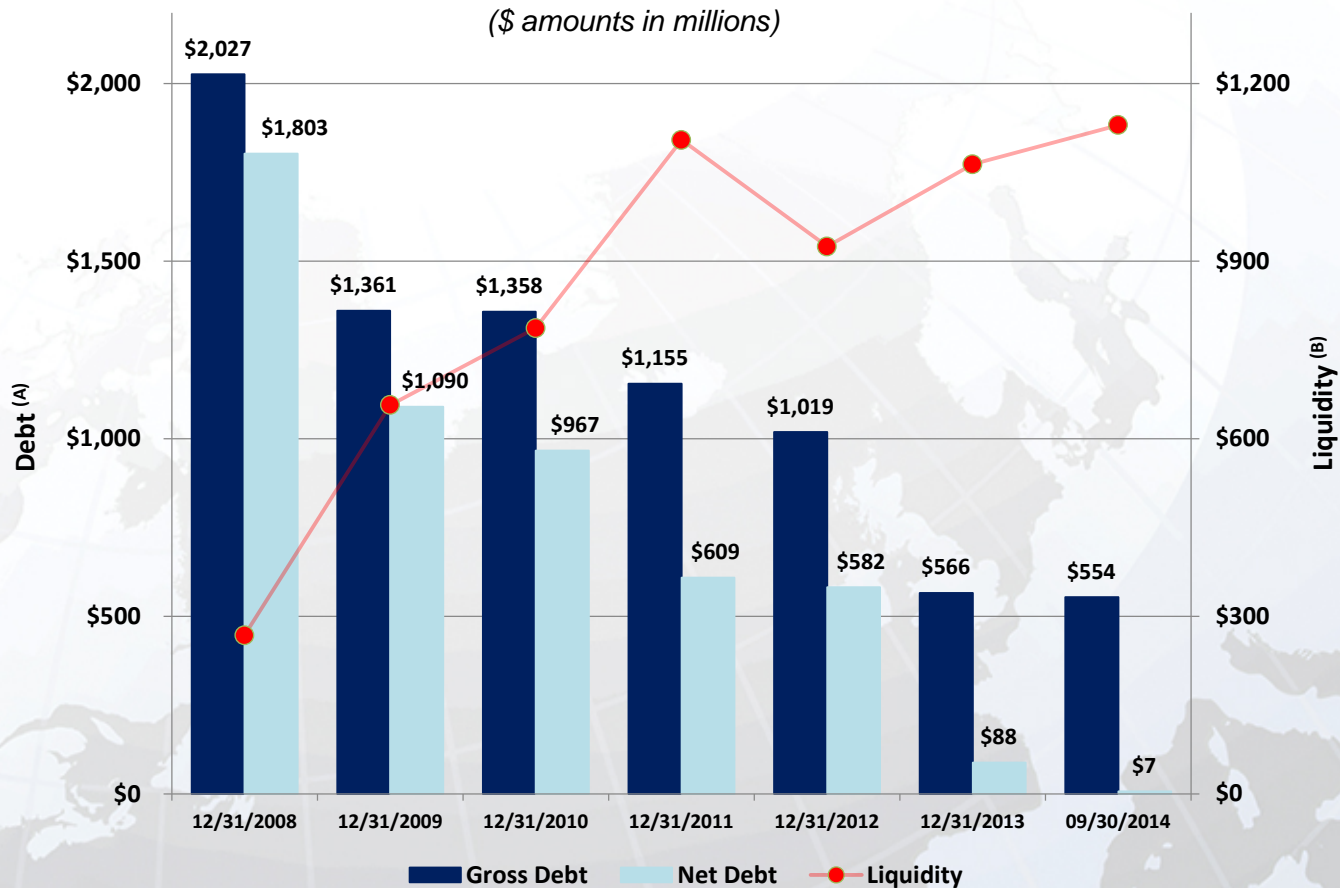
- Total capital expenditures forecasted at approximately \$375 million for 2014; \$174 million incurred year-to-date^(A)
- \$105 million incurred in Q2, including:
 - Approximately \$69 million for well intervention newbuilds; inclusive of \$58 million milestone payment for Q5000
 - Approximately \$16 million for ROVs and T1500 jet trencher
 - Approximately \$9 million incurred intervention riser system newbuilds
 - Approximately \$11 million of maintenance capex, IT and leasehold improvements; includes \$7 million in capex associated with the *Seawell* life extension project
- Total growth capital of approximately \$285 million
- Total maintenance capital of approximately \$65 million
- Other capital includes \$5 million in IT and leasehold improvements and approximately \$20 million to acquire the minority interest in the *Helix Producer I*

(A) Incurred capital expenditures include capitalized interest

Debt & Liquidity



Debt and Liquidity Profile



Liquidity of approximately \$1.1 billion at 09/30/2014

- (A) Includes impact of unamortized debt discount under our convertible senior notes.
- (B) We define liquidity as the total of cash and cash equivalents (\$547 million) plus unused capacity under our revolving credit facility (\$583 million).

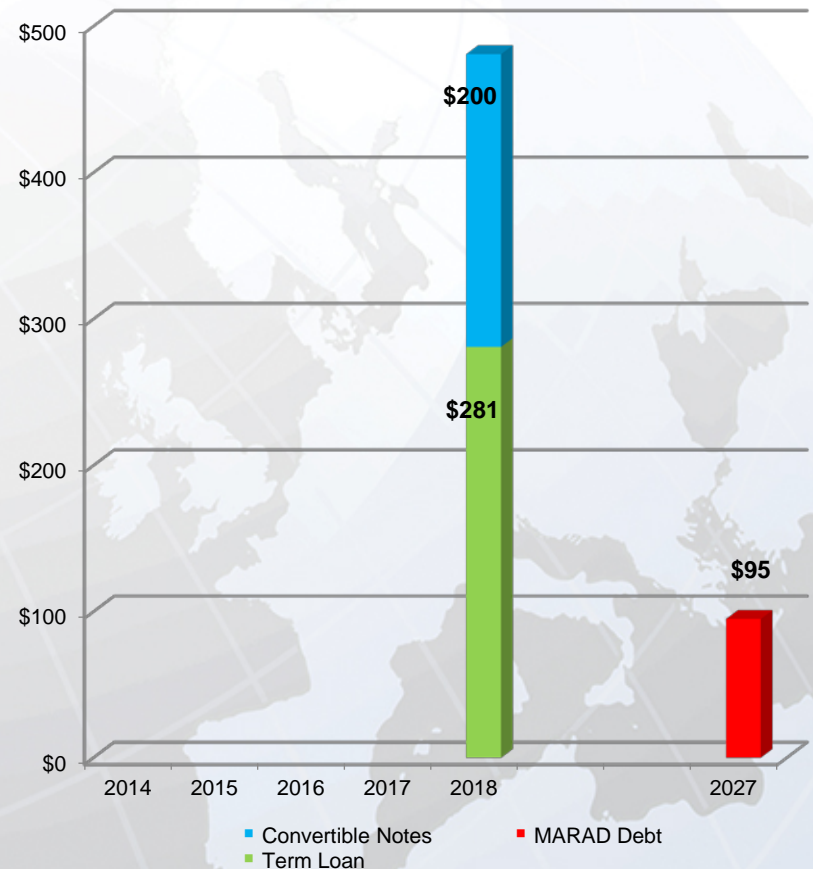
Debt Instrument Profile



Total funded debt of \$576 million at end of Q3 2014:

- \$200 million Convertible Senior Notes – 3.25% ^(A)
(\$178 million net of unamortized debt discount)
- \$281 million Term Loan – LIBOR + 2.25% ^(B)
 - Annual amortization payments of 5% in years 1 and 2, 10% per annum in years 3 through 5
- \$95 million MARAD Debt – 4.93%
 - Semi-annual amortization payments

Debt Instrument Profile at 09/30/2014
(\$ amounts in millions)



(A) Stated maturity 2032. First put / call date is March 2018.

(B) We have fixed through October 2016 the LIBOR interest rate on 50% of the Term Loan debt at 0.75% utilizing interest rate swaps.

HLX

Listed NYSE®



Follow Helix on Twitter:
[@Helix_ESG](https://twitter.com/Helix_ESG)



Join the discussion on LinkedIn:
www.linkedin.com/company/helix