



Credit Suisse 24th Annual OTC Event

May 3, 2016

Navigating the present, focusing on the future.

Forward Looking Statements



This presentation contains forward-looking statements that involve risks, uncertainties and assumptions that could cause our results to differ materially from those expressed or implied by such forward-looking statements. All statements, other than statements of historical fact, are "forward-looking statements" within the meaning of the Private Securities Litigation Reform Act of 1995, including, without limitation, any statements regarding our strategy; any statements regarding visibility and future utilization; any projections of financial items; future operations expenditures; any statements regarding the plans, strategies and objectives of management for future operations; any statements concerning developments; any statements regarding future economic conditions or performance; any statements of expectation or belief; and any statements of assumptions underlying any of the foregoing. The forward-looking statements are subject to a number of known and unknown risks, uncertainties and other factors including but not limited to the performance of contracts by suppliers, customers and partners; actions by governmental and regulatory authorities; operating hazards and delays; our ultimate ability to realize current backlog; employee management issues; complexities of global political and economic developments; geologic risks; volatility of oil and gas prices and other risks described from time to time in our reports filed with the Securities and Exchange Commission ("SEC"), including the Company's most recently filed Annual Report on Form 10-K and in the Company's other filings with the SEC, which are available free of charge on the SEC's website at www.sec.gov. We assume no obligation and do not intend to update these forward-looking statements except as required by the securities laws.

Social Media

From time to time we provide information about Helix on Twitter ([@Helix ESG](https://twitter.com/Helix_ESG)) and LinkedIn (www.linkedin.com/company/helix-energy-solutions-group).

Who We Are



Helix is a specialty deepwater service provider to the offshore energy industry, focusing on expanding our subsea infrastructure services in Well Intervention and Robotics.

Deepwater Subsea Services



Well Intervention

Entering a wellbore to initiate, enhance, restore or decommission production as part of the well's natural life cycle.

Robotics

Providing remotely operated vehicles (ROVs) to perform deepwater service tasks beyond the reach of dive crews.

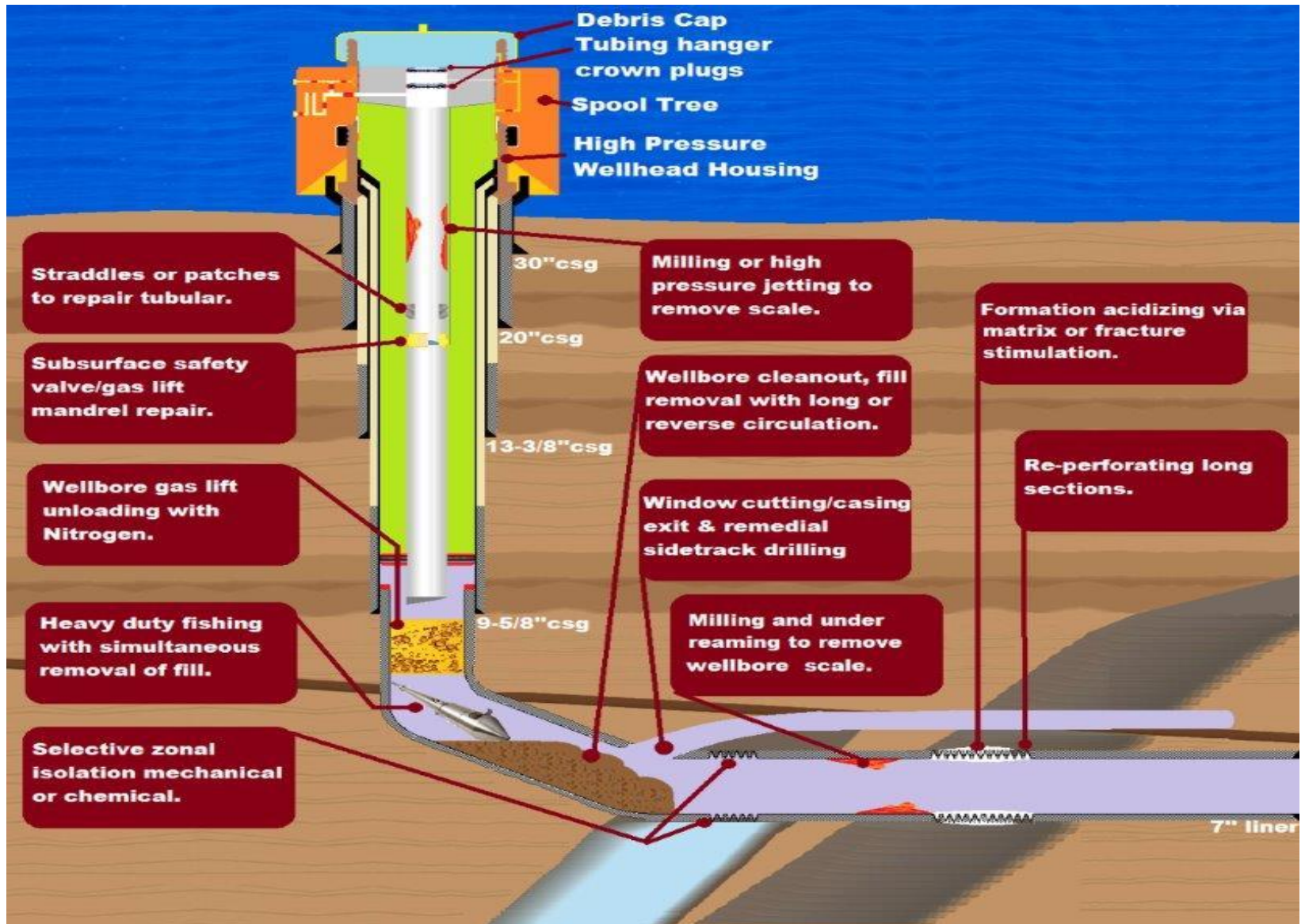
Why focus on these disciplines?

- Low F&D cost for enhanced reserves
- Extended well life via intervention defers cessation of production and P&A liability
- P&A is regulatory driven; eventually, demand should increase over time and typically accelerates in downturns
- Demand for a more cost effective solution to rigs
- Robotics is essential for credible quality performance in deepwater operations

Well Intervention



Well Intervention Overview



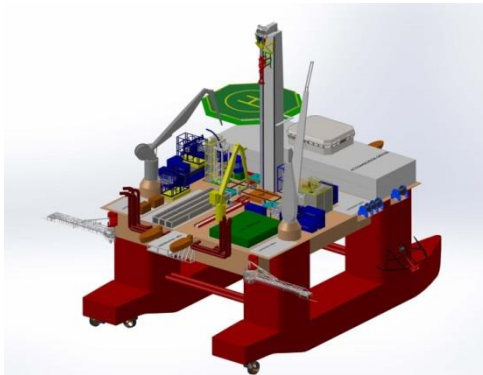
Well Intervention Current Asset Base



¹Plan to cold stack

*Navigating the present, **focusing on the future.***

Future Well Intervention Growth



Q7000 – Under Construction




Intervention Riser Systems



Siem Helix 1 (chartered; estimated in service 2016)
Siem Helix 2 (chartered; estimated in service 2017)

Robotics




Robotics Assets



53 Workclass ROVs

The backbone of the fleet, capable of performing a broad array of subsea construction and well intervention tasks



5 Trenchers

The key to pipeline installation in heavily trafficked waters



2 ROVDrills

Provide seabed composition intelligence for subsea construction and subsea mining operations

Chartered Vessel Fleet



Grand Canyon I, II



Deep Cygnus



Grand Canyon III¹



REM Installer²

¹Expected to enter fleet in May 2016

²Charter expires in mid-2016

Chartered Vessel Fleet



- Currently four vessels under long-term charter; REM Installer charter expires July 2016
- *Grand Canyon III* extended activation until May 2017 with option to activate at a discount after May 2016
- Spot vessels have historically been added and subtracted to the chartered vessel fleet as market demand requires



Grand Canyon III arriving at Kleven shipyard in Norway

What Sets Helix Apart in Robotics



Oil & Gas



Renewable Energy



Subsea Mining



Specialty Services

- Helix charts its ROV support vessels, ensuring a modern fleet that can expand and contract based on regional requirements and market conditions
- A fleet of advanced vehicles, including several units custom built to our specifications
- An industry leader in subsea trenching
- Leading provider for trenching, cable burial and ROV support for offshore wind farm development
 - Current focus on export lines (field to shore)
 - Future opportunities in-field (inter-array cable installation)

Production Facilities



Production Facilities



Helix Producer I FPU (100%)

- Location: Phoenix Field (GOM)
- Expect to remain on field through 2019
- A component of the well containment system, along with the *Q4000*

Independence Hub Semi (20%)


- Location: Mississippi Canyon (GOM)
- Partner: Enterprise Products
- Operator: Anadarko

Production Facilities contributed \$46 million in EBITDA in 2015 without Marco Polo

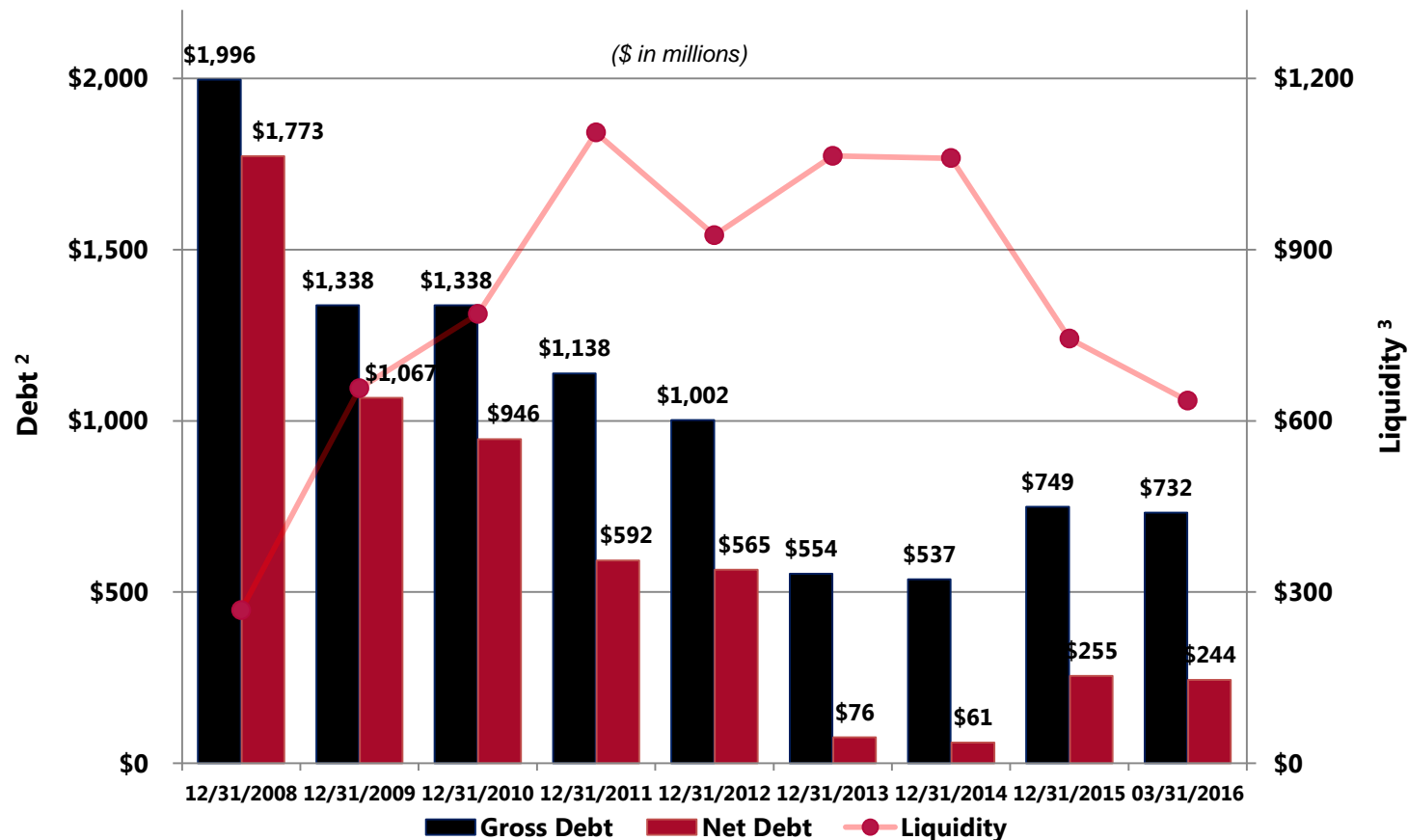
- Sold Marco Polo interest for \$25 million in Q1 2016



Key Financial Metrics



Debt & Liquidity Profile¹



Liquidity of approximately \$635 million at 3/31/2016

¹Adjusted for new debt issuance cost presentation requirement, net of unamortized debt issuance cost (deferred financing costs)

²Net of unamortized debt discount under our convertible senior notes. Net debt is calculated as total long-term debt less cash and cash equivalents

³Liquidity is calculated as the sum of cash and cash equivalents (\$488 million) and available capacity under our revolving credit facility (\$147 million of the \$400 million facility available based on TTM EBITDA)

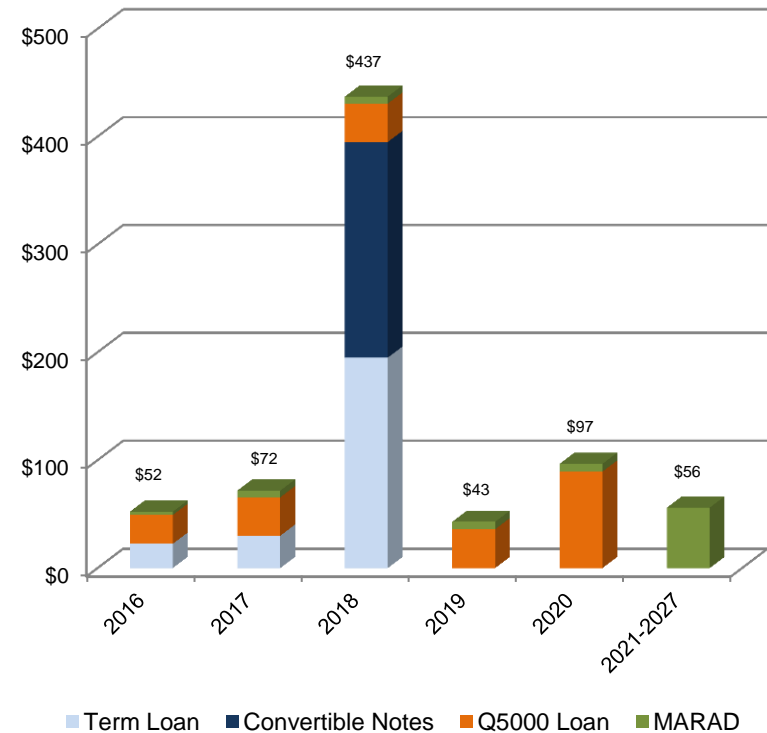
Debt Instrument Profile



Total funded debt of \$757 million at end of Q1 2016

- \$200 million Convertible Senior Notes – 3.25%¹
- \$248 million Term Loan – LIBOR + 2.75%²
 - Annual amortization payments of 10%
- \$86 million MARAD Debt – 4.93%
 - Semi-annual amortization payments
- \$223 million Q5000 Loan – LIBOR + 2.50%³
 - Annual amortization payments of 14% over 5 years with a final balloon payment

Debt Instrument Profile at 3/31/2016
Principal Payment Schedule
(\$ in millions)



¹ Stated maturity 2032. First put/call date March 2018

² We have fixed through October 2016 the LIBOR interest rate on 50% of the Term Loan debt at 0.75% utilizing interest rate swaps

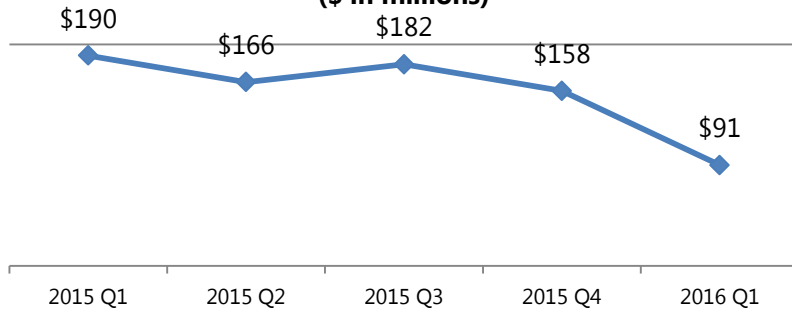
³ We have fixed through April 2020 the LIBOR interest rate on 75% of the Q5000 Loan debt at 1.51% utilizing interest rate swaps

Financial Highlights



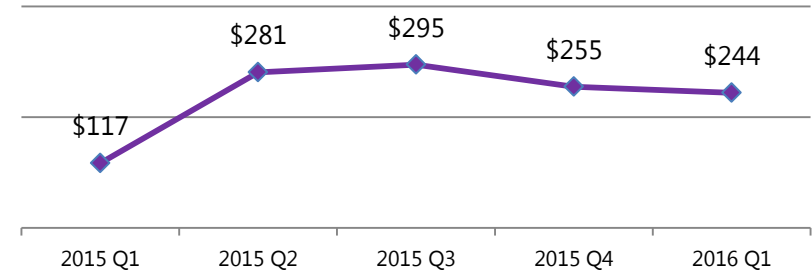
Revenue

(\$ in millions)



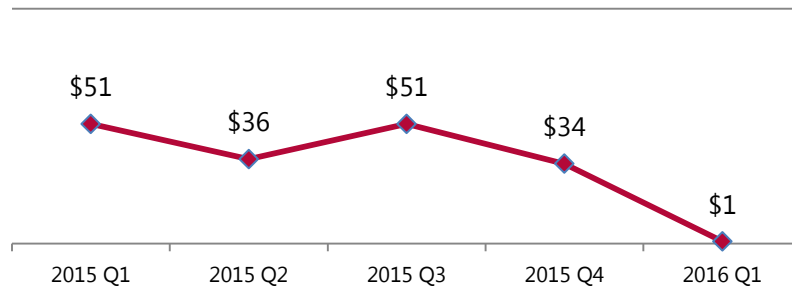
Net Debt

(\$ in millions)



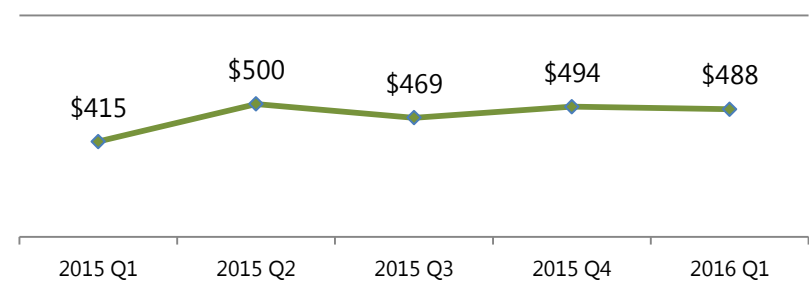
Quarterly EBITDA

(\$ in millions)



Cash

(\$ in millions)



2016 Outlook



2016 Outlook: Forecast



(\$ in millions)

	<u>2016 Outlook</u>	<u>2015 Actual</u>
Revenues	\$ 550	\$ 696
EBITDA	110-130	173
CAPEX	230	353
 Revenue Split:		
Well Intervention	\$ 330	\$ 373
Robotics	175	301
Production Facilities	75	76
Elimination	<u>(30)</u>	<u>(54)</u>
Total	<u>\$ 550</u>	<u>\$ 696</u>

Note: Industry conditions remain very challenging. We expect these industry conditions to persist throughout 2016 as oil prices have not recovered sufficiently to stimulate an increase in customer spending levels. Furthermore, our Robotics business is anticipated to see a sharp drop off in activity in 2016 as subsea construction related activities will be affected more broadly from the lack of overall E&P spending that has already taken place. There is no assurance that the above will be achieved as there is still a significant amount of uncontracted work assumed in this forecast.

2016 Outlook: Well Intervention



- Total backlog as of March 31, 2016 was approximately \$1.7 billion
- The *Q4000* is expected to have high utilization for all of 2016
- Additional contracted work has been added in Q1 2016 to the *Q4000* 2016 schedule
- The *Q5000* is under contract with BP for the duration of 2016
- IRS no.1 is being actively marketed for the rental market with some opportunities in 2016
- The *Seawell* is currently warm stacked in UK; reactivation likely in May/June
- The *Skandi Constructor* is currently stacked in Norway with poor visibility
- The *Well Enhancer* was mobilized on a project April 1st and is expected to have good utilization in Q2 and Q3, including a coiled tubing intervention campaign during the summer

2016 Outlook: Robotics



- We currently have ~100 days of firm contracted work for our chartered vessels for Q2 2016 but we continue to aggressively pursue additional ROV and IRM opportunities for all of our vessels
- *Deep Cygnus* to be fully utilized until at least mid-May on walk-to-work project
- *Grand Canyon* has 22 days of contracted work for Q2 2016, including a short trenching project as well as a well abandonment project
- *Grand Canyon II* (now the GOM's primary ROV support vessel) has 27 days of firm ROV support work scheduled for Q2
- *REM Installer* to be cold stacked until charter expires in July 2016
- *Grand Canyon III* is scheduled to be delivered to us on May 1, 2016. We extended the activation date to May 2017 at a significant cost savings or alternatively we may activate the vessel at a discount to the working rate

2016 Outlook: Capex



2016 capex is currently forecasted at approximately \$230 million, consisting of the following:

- \$212 million in growth capital; primarily for newbuilds currently underway, including:
 - \$95 million for *Q7000*
 - \$95 million for *Siem Helix 1* and *2* monohull vessels
 - \$22 million for intervention riser systems and other
- \$18 million in vessel maintenance and spares

2016 Outlook



Balance Sheet

- Launched At-the-Market (ATM) Equity Program in April 2016 to sell up to \$50 million of our common stock. Proceeds will be used for general corporate purposes.
- Our gross funded debt levels are scheduled to decrease from year end 2015 by \$71 million in 2016 (\$776 million at 12/31/15 to \$705 million at 12/31/16) as a result of scheduled principal payments. The senior portion of our debt at year end 2016 is scheduled to be \$508 million.
- Our net debt level is expected to range between \$350 million and \$390 million at year end 2016, up from \$255 million at year end 2015. The range takes into consideration many assumptions, including earnings levels, working capital changes, the sale of assets that have already transpired, expected tax refunds, etc.

HELIX

ENERGY SOLUTIONS



HLX Listed NYSE®
Follow Helix on Twitter - @Helix_ESG
www.linkedin.com/company/helix-energy-solutions-group

*Navigating the present, **focusing on the future.***